


# Maths and Literacy




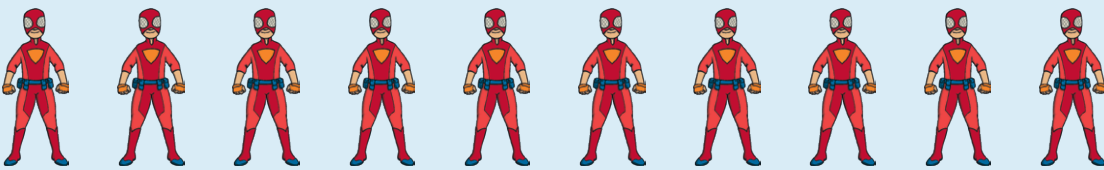






## Activity Booklet




Name:

# Superheroes Counting

Count the superheroes and write the answers in the circles.



# Transport I Spy and Count




# Transport I Spy and Count Checklist

Count the number of each type of transport and write the numeral in the box.


helicopters



train



cars



ambulances



bikes



vans



scooters



aeroplanes








buses

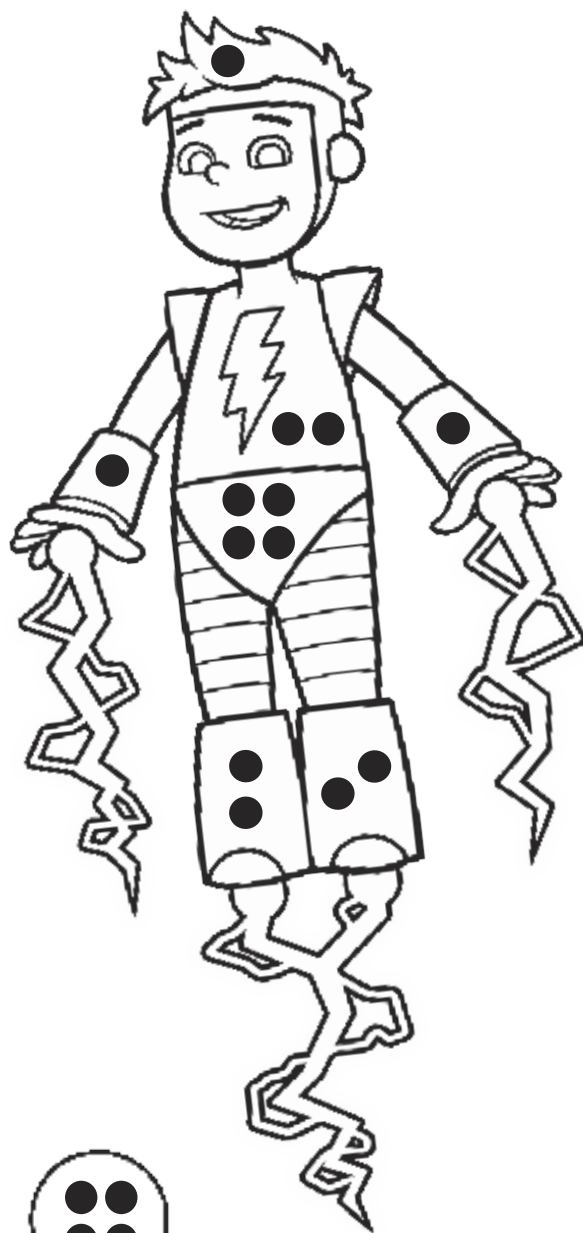


boats



# Fantasy and Adventure Colour by Subitising


- 1 = 
- 2 = 
- 3 = 
- 4 = 
- 5 = 





# 2D Shape Colouring


Colour the shapes to complete the picture.

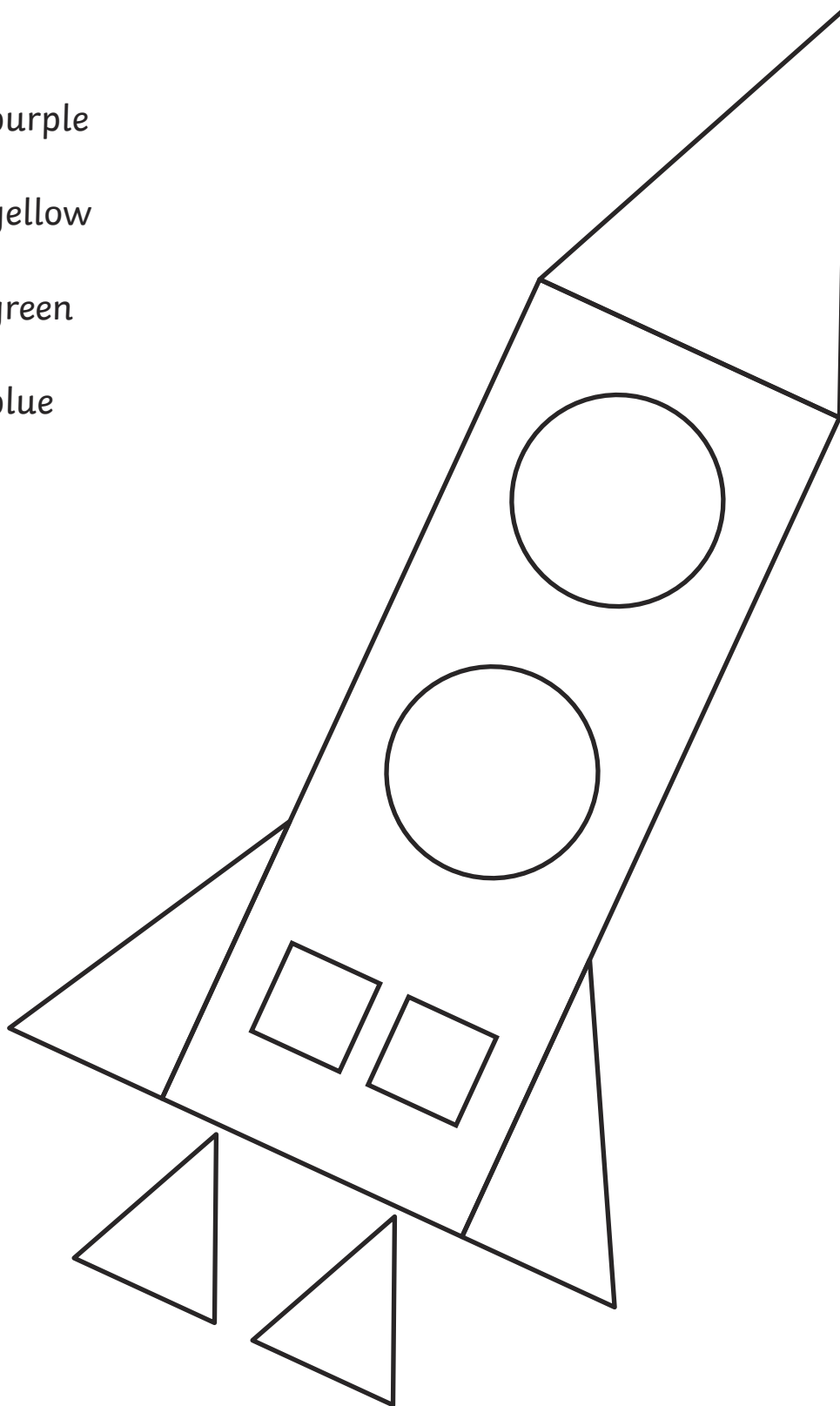
## Key:

 = purple

 = yellow

 = green

 = blue



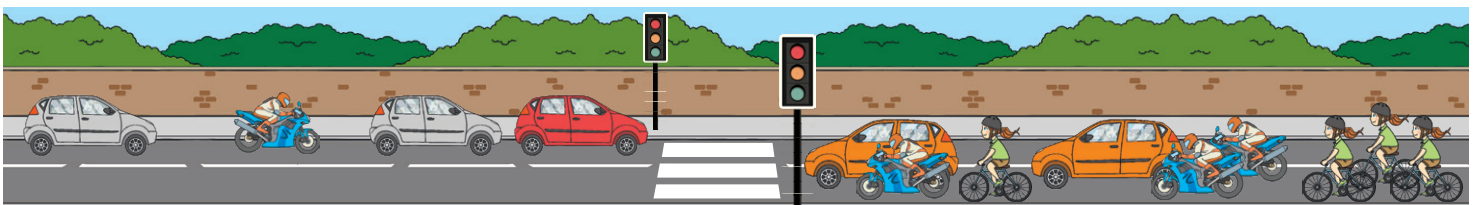


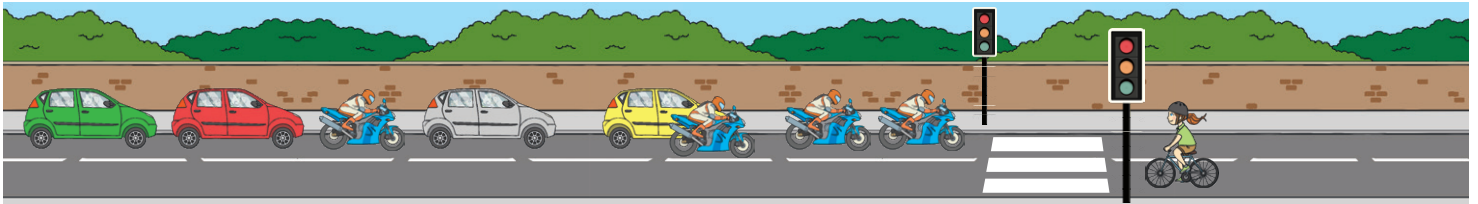
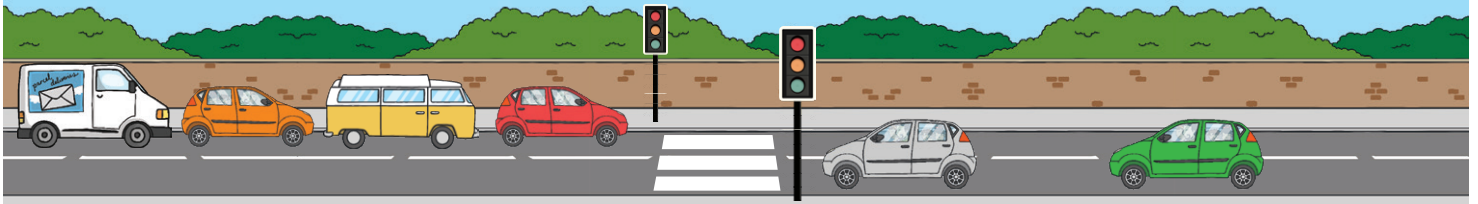
# Number Formation Activity

Can you trace the numbers?



# Comparing Numbers to 10

Count how many vehicles are on each side of the road and then write your answers in the boxes. Circle which one has more.



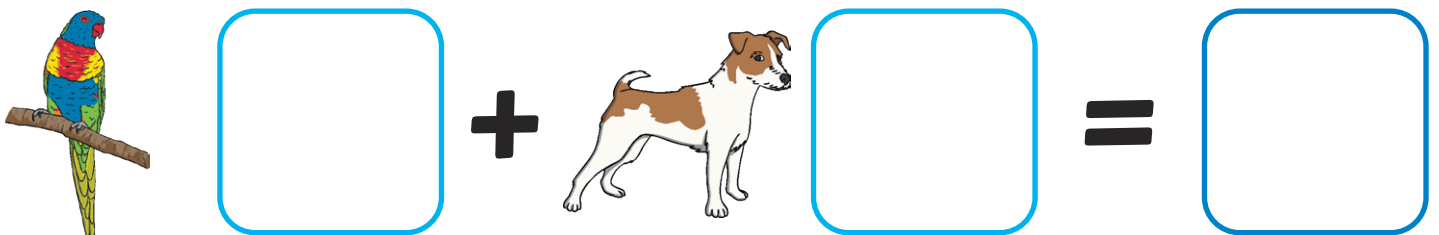




# Pets

## I Spy and Add to 10




# Pets I Spy and Add to 10

Count the number of each type of pet picture needed in the addition number sentence. Write the numbers in the boxes to create and solve an addition number sentence.




# Five in a Bed Number Bonds to 5


Can you write a number sentence about the teddy bears? How many are in the bed? How many have fallen out? How many are there altogether?




+  =




+  =




+  =



+  =



+  =





+  =

# Farm-Themed Phase 2

## Say It, Join It, Write It

Look at the picture. Say the word. Join the letters to build the word. Write the word in the boxes.

say it



join it

d	s	ck
a	u	t
p	d	n
m	i	g
g	e	n
h	o	ck
k	e	t
c	a	r
h	o	b
d	ff	g
m	u	ll
ss	b	d

write it

--	--	--

--	--	--

--	--	--

--	--	--


--	--	--

--	--	--


# Phase 2 Early Reading Comprehension

Read the sentence. Add the information to the picture.

Ted has a hat and a cup.



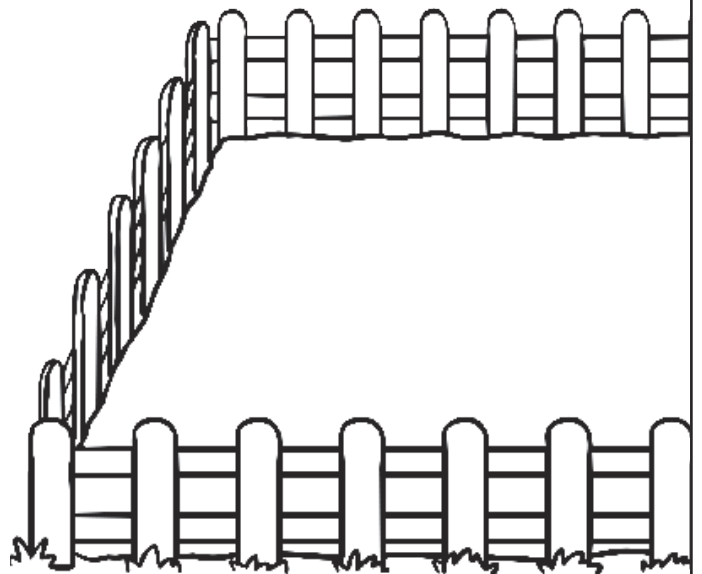
The nut is in the cup.



The sad man has a big hat.



The pig can go in the pen.



# I Spy and Read

Draw a line to the matching picture when you have read each word.


ship



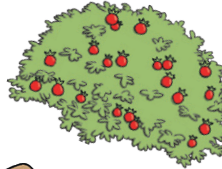
fish



chin



shell



moth



ring



king



chick

**Challenge:** Can you spell a word to match one of the pictures?

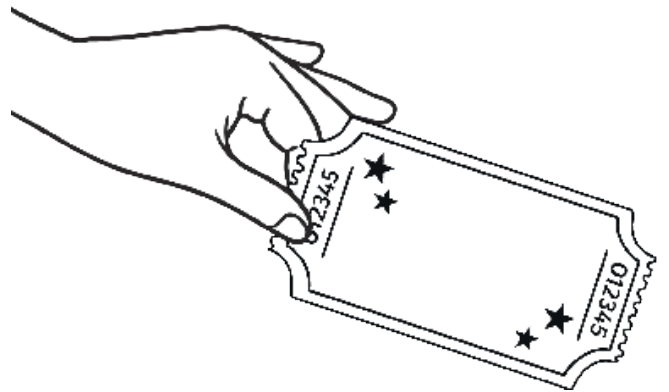
# Phase 3 Early Reading Comprehension

Read the sentence. Add the information to the picture.

Ravi the vet has a pet fox.




Jon had a ticket to win a go in a jet.



I jog in the sun.




Jack has a big cobweb on his bucket.




# Toys Writing Activity

Write a sentence about each of the pictures.  
Use the boxes at the top to help you.

robot




buttons



teddy bear



soft




sound it out



finger spaces



full stop



---

---

---

---



---


---

---

---

# Rhyming Words


Draw a line to join the rhyming words together. You could also cut out the pictures, turn them face down and play a game to find rhyming pairs.



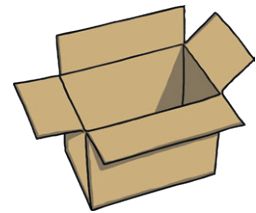
car




house



cat



box



frog




bat



mouse



star



fox



dog

# Connect the Dots

## Pencil Control Patterns

Carefully trace over the patterns to connect the dots on the pictures. Can you finish each pattern?

